

# GRAND VITARA

Major Specifications  
and Equipment



 **SUZUKI**  
SUZUKI MOTOR CORPORATION  
300 Takatsuka-cho, Minami-ku, Hamamatsu City, JAPAN

GRAND VITARA SPEC. SHEET (Europe)  
99999-BBH17-821 1207

  
**SUZUKI**

Way of Life!

# JX 3-door

# JLX 5-door

1.6L JX-E



Black (monotone) interior with fabric seats



Gaia Bronze Pearl Metallic (ZUG)

JLX-E



Black (monotone) interior with fabric seats



Bison Brown Pearl Metallic 2 (ZUF)

2.4L JX-E



Black (monotone) interior with fabric seats



Bison Brown Pearl Metallic 2 (ZUF)

JLX-EL



Black (monotone) interior with leather seats



Gaia Bronze Pearl Metallic (ZUG)

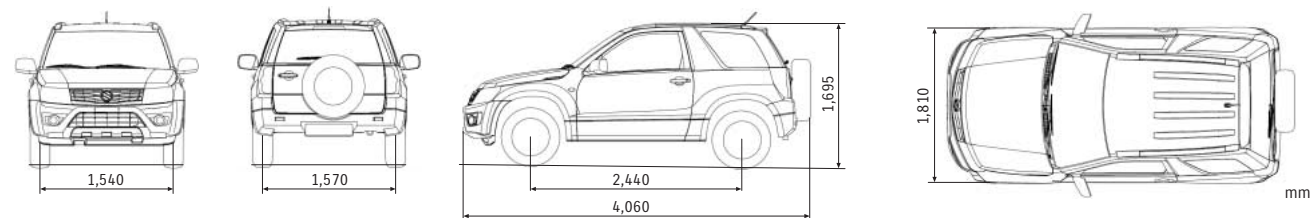


# Major Specifications

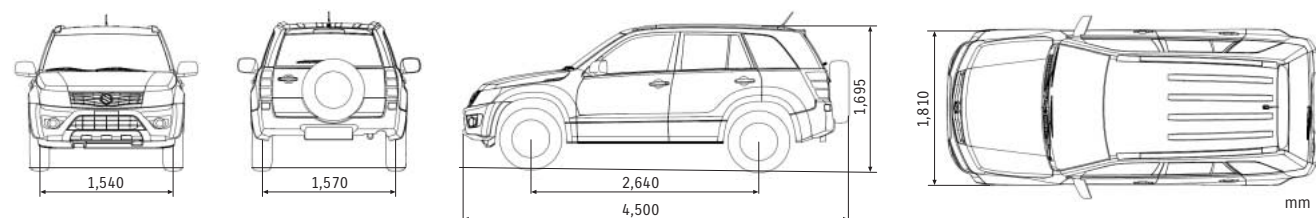
Number of doors	3				5			
	Petrol		Diesel		Petrol		Diesel	
Engine	1.6 L VVT		2.4 L VVT		1.9 L DDiS		1.9 L DDiS	
Drive system	Full-time 4x4		4-mode 4x4		4-mode 4x4		4-mode 4x4	
Transmission	5MT		5MT	4AT	5MT	4AT	5MT	
<b>DIMENSIONS</b>								
Overall length	Front bumper to rear bumper (Spare-tyre-less version)	3,865				4,300		
	Front bumper to disc-type spare tyre cover	4,035	—		—		—	
	Front bumper to full spare tyre cover	4,060				4,500		
		1,810				1,810		
Overall width	1,695				1,695			
Overall height	2,440				2,640			
Wheelbase	1,540				1,540			
Tread	Front	1,570				1,570		
	Rear	5.1				5.5		
Minimum turning radius (*)	200				190		200	
Ground clearance	29				29		19	
Approach angle	20				20		27	
Ramp breakover angle	36				36			
Departure angle								
<b>CAPACITIES</b>								
Seating capacity	4				5			
Luggage capacity	Max. volume (Manufacturer data)	964				1,386		
	Rear seatback tumble-folded (VDA method)	516				758		
	Rear seatback raised (VDA method)	184				398		
		55				66		
Fuel tank capacity								
<b>ENGINE</b>								
Type	M16A		J24B		F9Q		J24B	
Number of cylinders	4		4		4		4	
Number of valves	16		16		8		8	
Piston displacement	1,586		2,393		1,870		2,393	
Bore x stroke	78.0 x 83.0		92.0 x 90.0		80.0 x 93.0		92.0 x 90.0	
Compression ratio	11		10.0		17		10.0:1	
Maximum output	78/5,900		122/6,000		95/4,000		124/6,000	
Maximum torque	145/4,100		225/3,800		300/1,750-2,500		227/3,800	
Fuel distribution	Multi point injection				Direct injection (Common rail)		Multi point injection	
<b>TRANSMISSION</b>								
Type	5MT		5MT		4AT		5MT	
Gear ratio	1st	4.545	4.545	2.826	3.854	4.545	2.826	
	2nd	2.354	2.354	1.493	2.135	2.354	1.493	
	3rd	1.693	1.693	1.000	1.411	1.693	1.000	
	4th	1.241	1.241	0.688	1.000	1.241	0.688	
	5th	1.000	1.000	—	0.726	1.000	—	
	Reverse	4.431	4.431	2.703	3.854	4.431	2.703	
Final gear ratio	4.625		3.727		5.125		4.100	
Transfer gear ratio	High	—		1.000		1.000		
	Low	—		1.970		1.970		
<b>CHASSIS</b>								
Steering	Rack and Pinion				Rack and Pinion			
Brakes	Front	Ventilated disc				Ventilated disc		
	Rear	Drum leading and trailing				Ventilated disc		
Suspension	Front	MacPherson strut with coil spring				MacPherson strut with coil spring		
	Rear	Multi-link				Multi-link		
Tyres	225/70R16, 225/65R17				225/70R16, 225/65R17, 225/60R18			
<b>WEIGHTS</b>								
Kerb weight (min.)/(with full options)	kg	1,407/1,472	1,446/1,516	1,461/1,531	1,529/1,603	1,569/1,643	1,584/1,658	
Gross vehicle weight	kg	1,830	1,870	1,890	1,940	2,100	2,100	
<b>PERFORMANCE</b>								
Maximum speed	km/h	160	180	170	170	185	175	
<b>ENVIRONMENTAL PERFORMANCE</b>								
Emission standard compliance	Euro 5							
Fuel consumption	Urban	litres/100 km	10.1	11.0	11.4	7.8	11.2	
	Extra-urban	litres/100 km	7.1	7.4	7.9	6.0	7.5	
	Combined	litres/100 km	8.2	8.7	9.2	6.6	8.8	
CO <sub>2</sub> emissions (combined)	g/km	189	201	213	174	204	221	

Most figures are as reported to European Union authorities.

## 3-door




## 5-door



# Colours

## Exterior Colours



Bison Brown Pearl Metallic 2 (ZUF)



Gaia Bronze Pearl Metallic (ZUG)



Superior White (26U)



White Pearl (Z7T)




Silky Silver Metallic (Z2S)



Quasar Gray Metallic (ZMA)



Bluish Black Pearl 3 (ZJ3)



Phoenix Red Pearl (ZLB)



Nocturne Blue Pearl (ZJP)

## Seat Materials



Fabric (black) – 3-door



Fabric (black) – 5-door



Leather (black) – 5-door

## Colour Combinations

Body type		3-door	5-door	
Seat material		Fabric	Fabric	Leather
<b>EXTERIOR COLOURS</b>				
Bison Brown Pearl Metallic 2	ZUF	●	●	●
Gaia Bronze Pearl Metallic	ZUG	●	●	●
Superior White	26U	●	●	●
White Pearl	Z7T	●	●	●
Silky Silver Metallic	Z2S	●	●	●
Quasar Gray Metallic	ZMA	●	●	●
Bluish Black Pearl 3	ZJ3	●	●	●
Phoenix Red Pearl	ZLB	●	●	●
Nocturne Blue Pearl	ZJP	●	●	●

●: Black (monotone) interior trim + black seats

The availability of interior trim colour may vary for individual markets.